



# BY THE NUMBERS

OUR DAILY BREAD'S IMPACT 2022



**145,006**  
TOTAL MEALS  
SERVED




**99,739**  
ON-SITE HOT MEALS

**36,925**  
SNACK BAGS

**8,342**  
OUR DAILY SHARES  
(MEALS TO OTHER  
AGENCIES)

**128,656**  
SANDWICHES




**5,776**  
VOLUNTEER SHIFTS  
**14,310**  
VOLUNTEER HOURS

**28,081**  
DINE-IN MEALS



**100%**  
OF FOOD SERVED WAS  
RESCUED OR DONATED



**\$515,341**  
VALUE OF DONATED &  
RESCUED FOOD



**398**  
INDIVIDUALS  
PROVIDED WITH  
SOCIAL SERVICES



**187,878**  
POUNDS OF DONATED  
& RESCUED FOOD



ESTD  1985

**OUR DAILY BREAD**  
SOUP KITCHEN & SOCIAL CENTER