



BY  
THE

# NUMBERS


OUR DAILY BREAD'S IMPACT 2024




**199,842**  
TOTAL MEALS  
SERVED



**78,875**  
DINE-IN MEALS



**995** VOLUNTEERS  
**8,345** SHIFTS  
**21,184** HOURS



**4,276**  
MEALS  
SHARED  
WITH  
OTHER  
AGENCIES




**100%**  
OF FOOD SERVED WAS  
RESCUED (65%)  
OR DONATED (35%)



**\$879,398**  
VALUE OF DONATED &  
RESCUED FOOD

**125,425**  
DONATED  
SANDWICHES



**58,391**  
TO-GO  
HOT  
MEALS



**221,256**  
POUNDS OF DONATED  
& RESCUED FOOD

ESTD  1985

**OUR DAILY BREAD**  
SOUP KITCHEN & SOCIAL CENTER