



**BY  
THE**

# NUMBERS


OUR DAILY BREAD'S IMPACT 2025




**200,121**  
TOTAL MEALS  
SERVED



**82,694**  
DINE-IN MEALS



**953** VOLUNTEERS  
**8,109** SHIFTS  
**22,573** HOURS



**13,193**  
POUNDS  
OF FOOD  
SHARED  
WITH  
OTHER  
AGENCIES




**100%**  
OF FOOD SERVED WAS  
RESCUED (63%)  
OR DONATED (37%)



**\$1,050,033**  
VALUE OF DONATED &  
RESCUED FOOD

**128,997**  
DONATED  
SANDWICHES



**59,773**  
TO-GO  
HOT  
MEALS



**238,548**  
POUNDS OF DONATED  
& RESCUED FOOD



ESTD  1985  
**OUR DAILY BREAD**  
SOUP KITCHEN & SOCIAL CENTER